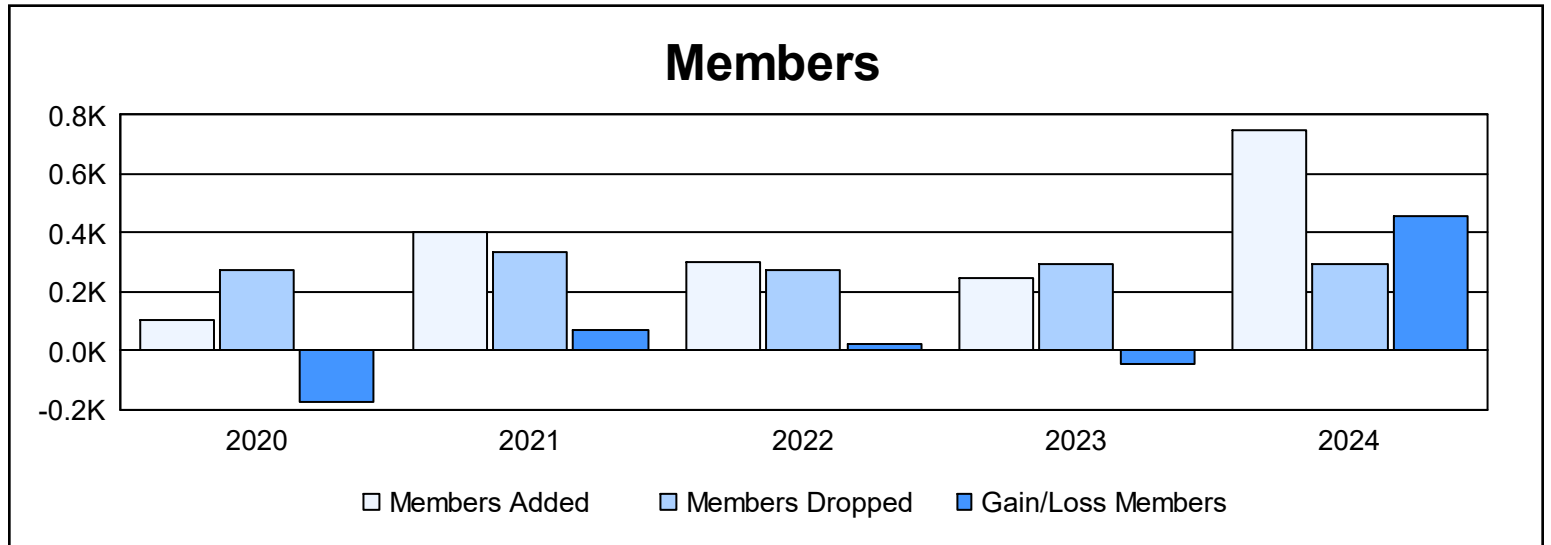
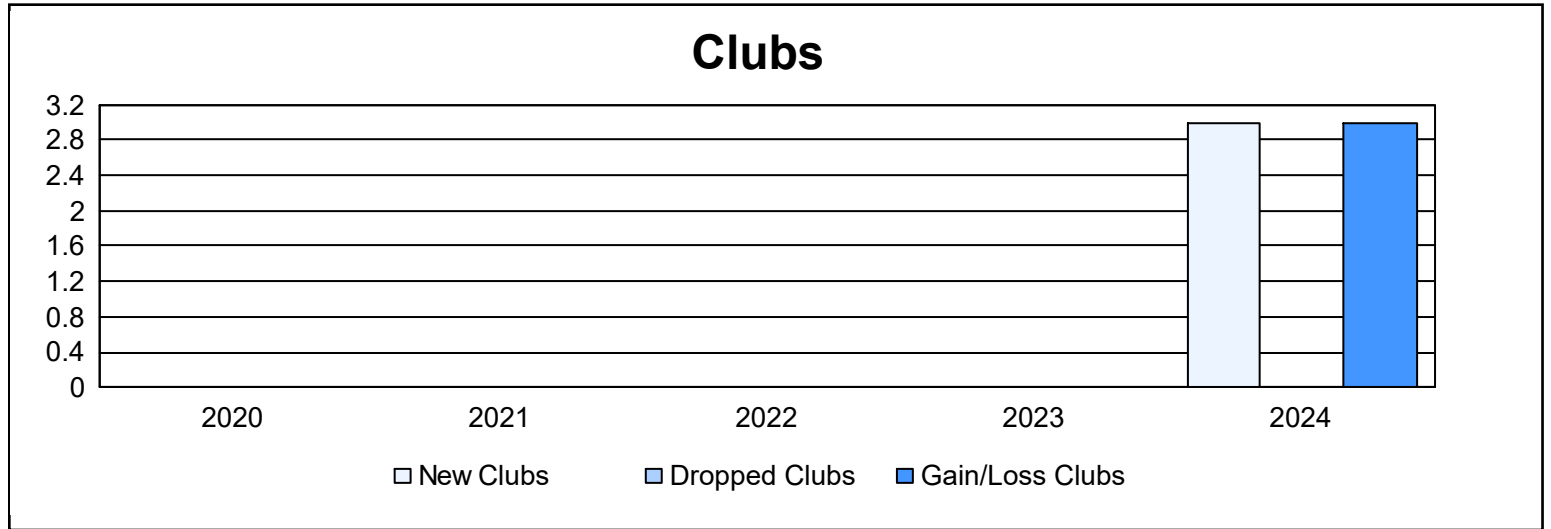
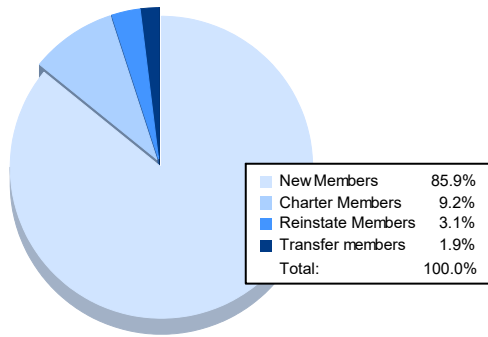


Year	New Clubs	Dropped Clubs	Gain/ Loss Clubs	New Members	Charter Members	Reinstate Members	Transfer Members	Total Member Added	Total Members Dropped	Gain/ Loss Members
2019-2020	0	0	0	4	30	40	31	105	277	-172
2020-2021	0	0	0	358	12	6	29	405	334	71
2021-2022	0	0	0	277	12	4	10	303	277	26
2022-2023	0	0	0	217	11	6	16	250	292	-42
2023-2024	3	0	3	645	69	23	14	751	291	460
<b>Average</b>	<b>1</b>	<b>0</b>	<b>1</b>	<b>300</b>	<b>27</b>	<b>16</b>	<b>20</b>	<b>363</b>	<b>294</b>	<b>69</b>



### Membership Composition June 2024 Cumulative



### Gender Composition June 2024 Cumulative

